

Using Reading Plus® During the Summer

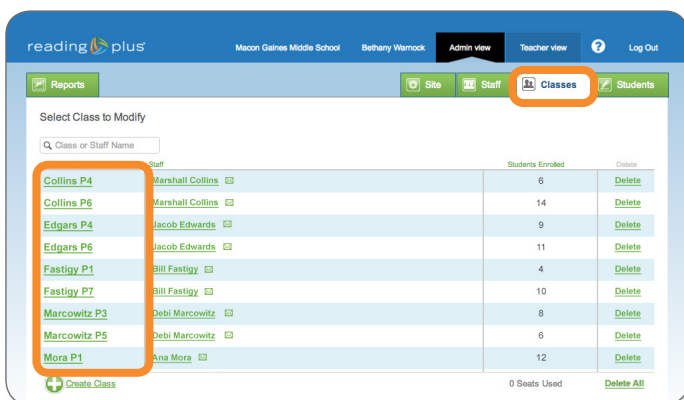
By using *Reading Plus* over the summer, students can continue to develop silent reading skills and avoid the infamous summer slide. If your school plans to use *Reading Plus* as part of a summer learning program, staff will need to monitor student use and progress data just as they do during the regular school year. Below are some things to prepare before students complete *Reading Plus* assignments during the summer:

Tasks for Administrators



Log In to the Administrator Dashboard

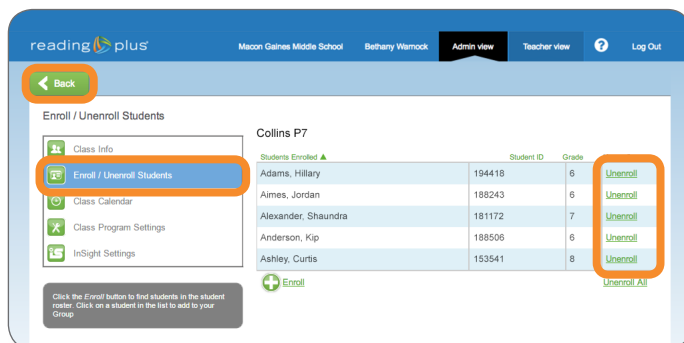
Go to <http://login.readingplus.com> and click on the *Educator Login* button. Log in using your administrator credentials.

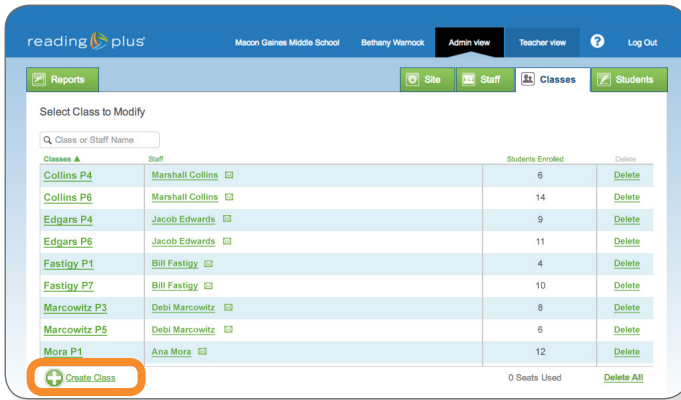


Unenroll Students Identified for Summer Learning

If any of your summer learning students are currently enrolled in *Reading Plus* classes, they must be unenrolled from existing classes before they can be re-enrolled in a Summer Learning class. Note that unenrolling a student does not delete his or her records.

- Press the *Classes* tab
- Press on a class name in the left column
- Press the *Enroll/Unenroll Students* button
- Find the student name and click the *Unenroll* link to the right
- Press *Back* to return to the *Classes Tab* when finished

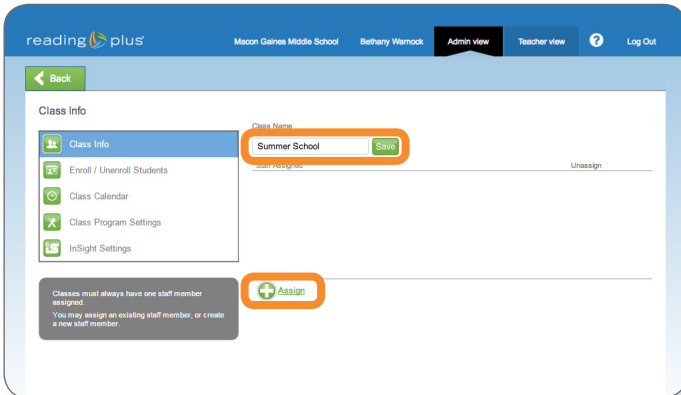




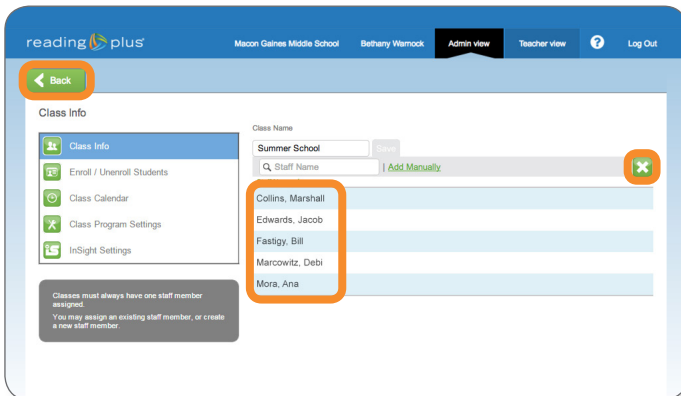
Create a Summer Learning Class

Make it easier to monitor and support students who will use *Reading Plus* over the summer by creating a “Summer Learning” class.

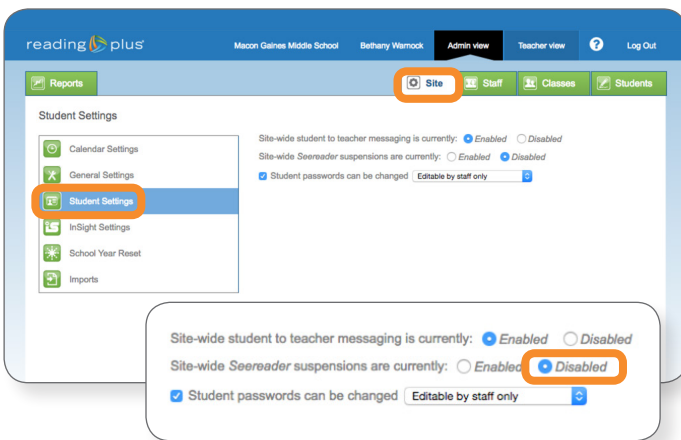
- Press **+Create Class**



- Enter a name for the class (Recommended: Teacher name and "Summer School". For example, Lerner Summer School) and press **Save**
- Press **+Assign**



- Select teacher to assign by pressing the name of the teacher
- Press **X** to close
- Press **Back** to return to *Classes* tab to create another new class

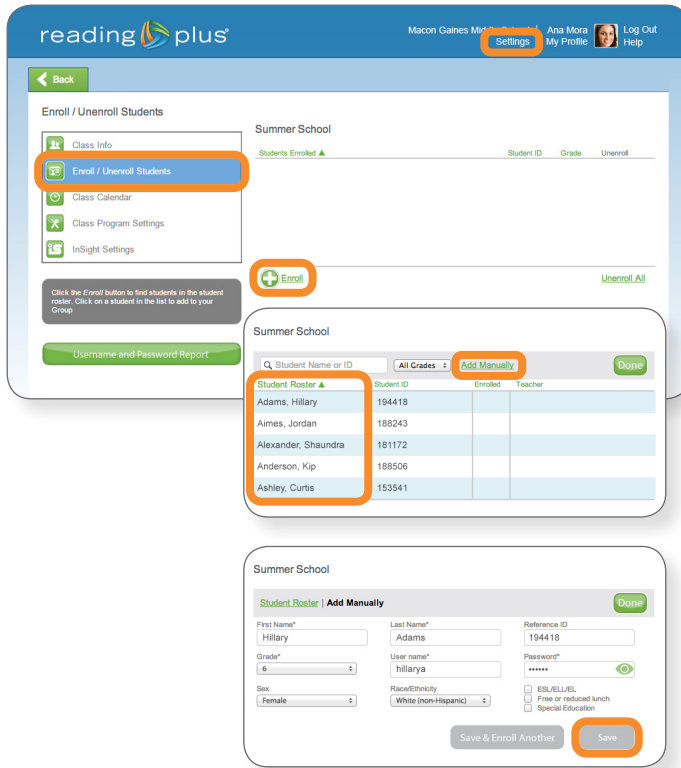


Disable *SeeReader* Suspensions

It is advisable to turn off *SeeReader* suspensions during summer usage. This will prevent students from being locked out of *SeeReader* when staff are not logging in to *Reading Plus* as regularly as they do during the school year.

- Click the **Site** tab
- Click **Student Settings**
- Select the radio button so that site-wide *SeeReader* suspensions are disabled

Tasks for Teachers

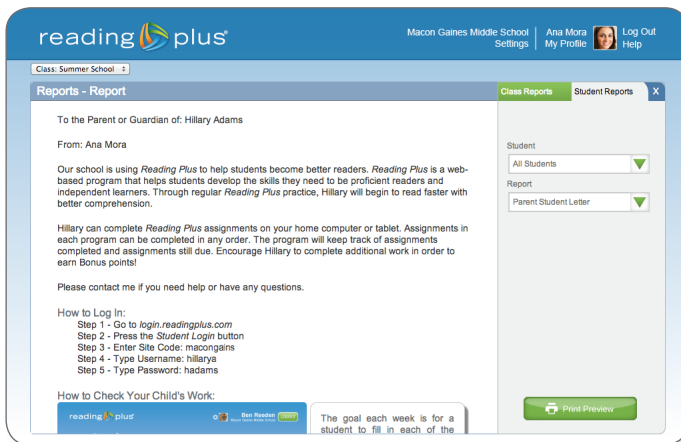


Enroll Students in Summer Learning Class

- Press the **Settings** link
- Press **Enroll/Unenroll Students**
- Press **+Enroll** to access the Student Roster
- Press the student's name to enroll

Enroll Students Manually

- Press **Add Manually** to enroll any student whose name does not appear on the **Student Roster**
- Enter information into all fields
- Press **Save**

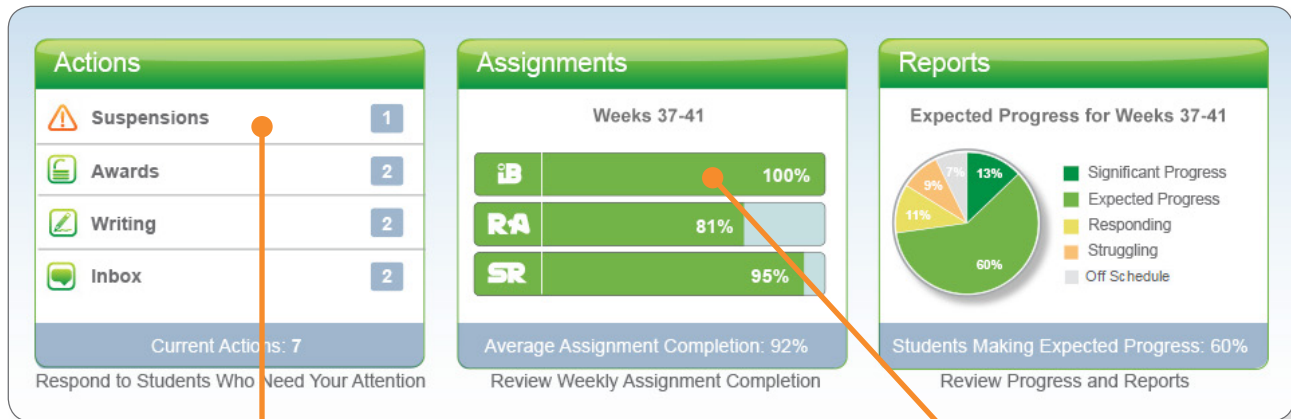


Garner Parent Support

Help parents understand how they can support their children in using *Reading Plus* from home by printing *Parent/Student Letters* via the *Reports Panel* on your *Teacher Dashboard*.

Monitor and Support Students

Regardless of the setting in which students work on *Reading Plus* over the summer—within a summer school classroom or at home—teachers can easily monitor students' use and progress from within the *Teacher Dashboard*. Students benefit when a dedicated staff member can respond to various action items via the *Actions Panel*, check the *Assignments Panel* for completed lessons, and send messages of encouragement and congratulations.



Check for Suspensions

Log in to your *Teacher Dashboard* at least once per week to check your *Actions Panel* for suspensions. Remember that students will be “suspended” from working in *SeeReader* if they struggle to earn scores of 80%+ on their *SeeReader* lessons. When students are suspended, they are temporarily frozen out of the *SeeReader* program until you unsuspend them.

Check for Completed Assignments and Maintain Communication

Ensure that students are completing lessons by accessing the *Assignments Panel*. You can send encouraging messages to individual students by clicking on the message icon or check mark icon to the left of students' names.

Plan to Celebrate Success

Motivation plans can get students excited about reaching summer reading goals! An incentive plan is particularly important for students who are tasked with using *Reading Plus* on their own during the summer months. Consider having an end-of-summer party or scheduling a special lunch for students who successfully complete three *SeeReader* lessons or more each week!

Inform your Reading Plus Representative – Important!

If your school plans to use *Reading Plus* for summer learning, please let your *Reading Plus* support specialist know. We will ensure that your students will be able to access the program over the summer.